

One way to make very attractive floats and have the correct contours is to make them of Plaster Paris.

First, you have to plan the type of float you desire in order to produce the correct effects to make it look real.


Let me show you an example by using one of the floats I have for my spec. This spec. has the Christ-mas Theme throughout. One of the floats is SANTA'S CASTLE. This can be horse or elephant drawn, whichever you desire. First, build your wagon bed of wood and put your fifth wheel and your four wheels on. Then use blocks of wood to build up your snow and castle. After these have been put together, mix a batch of Plaster Paris (paper mache mix can also be used) to the correct thickness and begin to apply. Do not be stingy in applying this. Cover your floor and floor blocks to make swaying hills then take your small finger and de-sign drifts and steps to the castle door, etc.

Now, take a Christmas tree that you will be able to purchase at any dime store and plant the base into the Plaster Paris while it is still soft. When the plaster hardens the tree will always remain in place. Take a small flat stick and apply a thin coat-ing on the roof and blocks of the castle. This. is all for this step.

After one day of drying, you are ready to paint the castle and snow. I have painted the castle a dull gray with darker marks for stone effects and the windows and door are red. I mixed a little blue in white paint for a slight tint on the snow. The lettering of Santa's Castle on the half oval bed is red, shaded with yellow. Paint the undergear the same

basic color of the float, bluish white.

There, you have one of the floats for your spec. I have five floats. They are the Christmas Package, Santa's Castle, Merry Christmas for Snow White and the Seven Dwarfs, Christmas Story Book and the Payoff Float, which is a beauty.



Holiday "Spec" Float

DATE: None

SCALE: None


SCANNED & REVISED:
10/05/2005

Pg 1 of 2

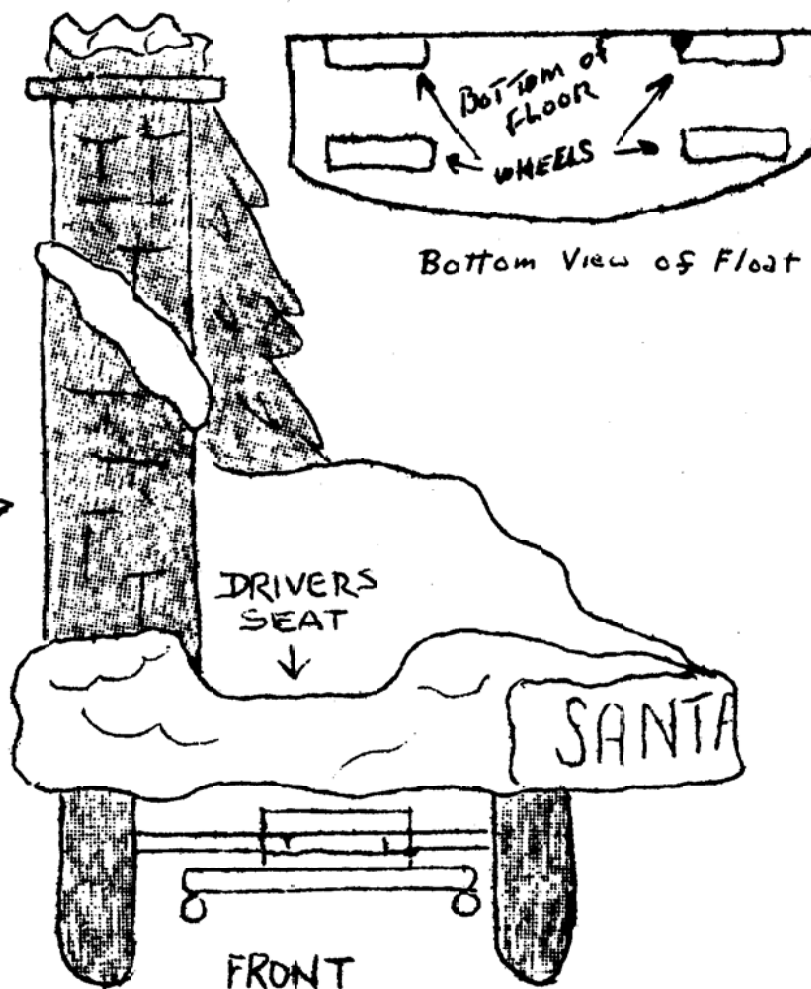
Circus Model Builders

Drawn By
Maurice Allaire

DRAWING NUMBER
#0221



BACK



FRONT

Make Back of Scene nearly Flat and Paint Snow and Back of Castle

Holiday "Spec" Float

Pg 2 of 2

SCALE: None

SCANNED & REVISED:
10/05/2005

DRAWING NUMBER
#0221