

Technical drawing of a rectangular object, likely a component for a band stand, showing dimensions and material specifications.

Dimensions:

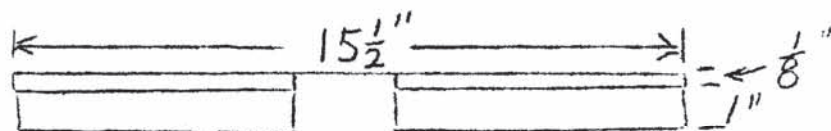
- Overall width: $43\frac{3}{4}$
- Overall height: $6\frac{1}{4}$
- Distance from left edge to first circular cutout: $4\frac{1}{4}$
- Distance between centers of circular cutouts: $10\frac{1}{4}$
- Distance from second circular cutout to right edge: $4\frac{1}{4}$
- Radius of each circular cutout: $1\frac{3}{4}$
- Thickness of the object: $\frac{1}{4}$

Material Specifications:

- WHITE
- RED

Other Labels:

- BAND STAND



FULL SIZE
OF CHOCKS

Great American Water Circus

DATE: 1906

SCALE: 1/4" = 1'

SCANNED & REVISED:
01/28/2007

Pg 1 of 6

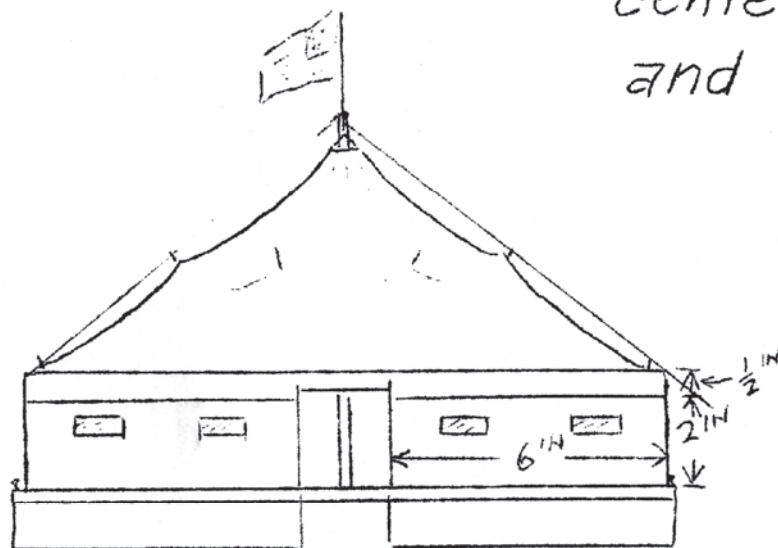
Circus Model Builders

Drawn By
C. J. Lockier

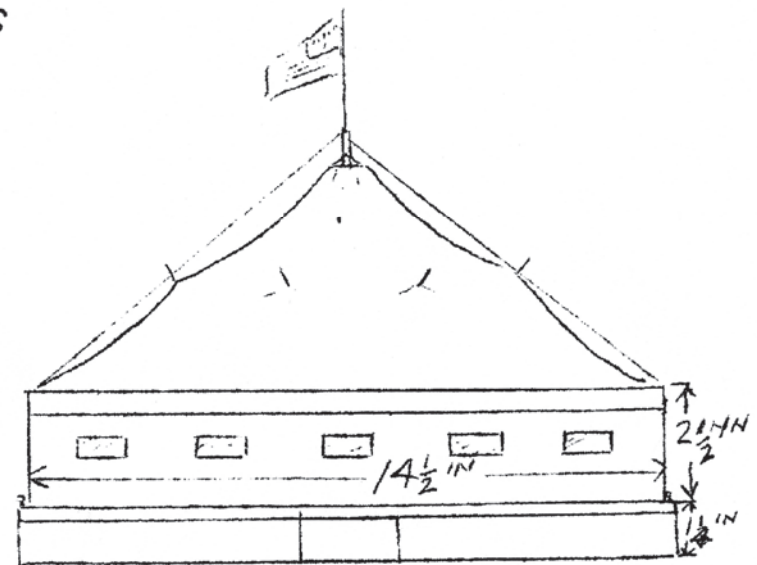
DRAWING NUMBER

#0135

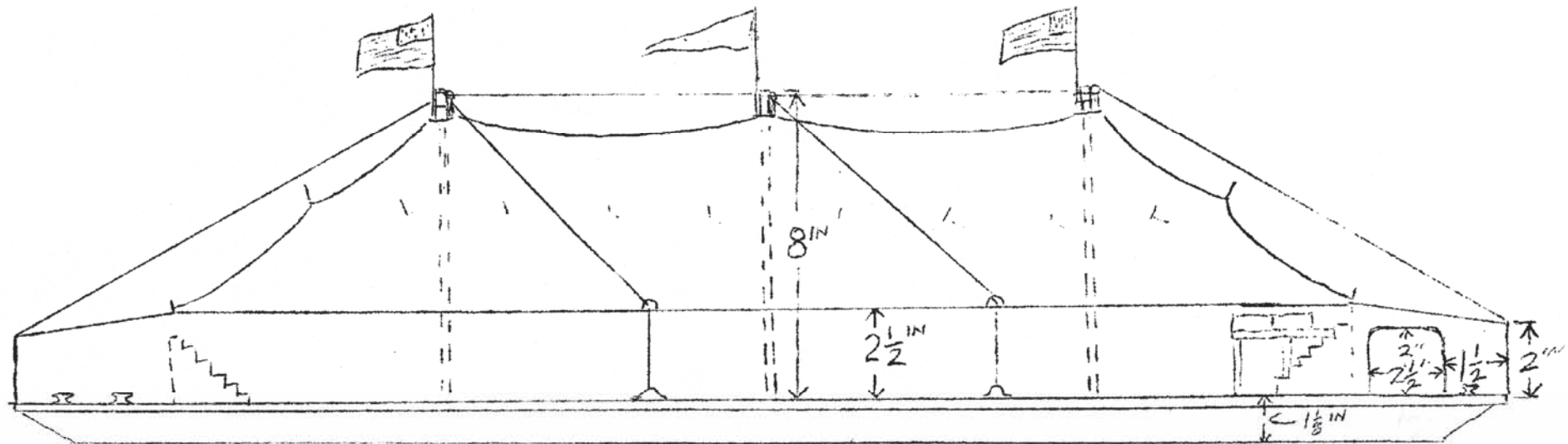
Side and end elevations showing sidewalls, shed ends, entrance door, band stand
center poles and top



BOW ELEVATION



STERN ELEVATION



**Great American
Water Circus**

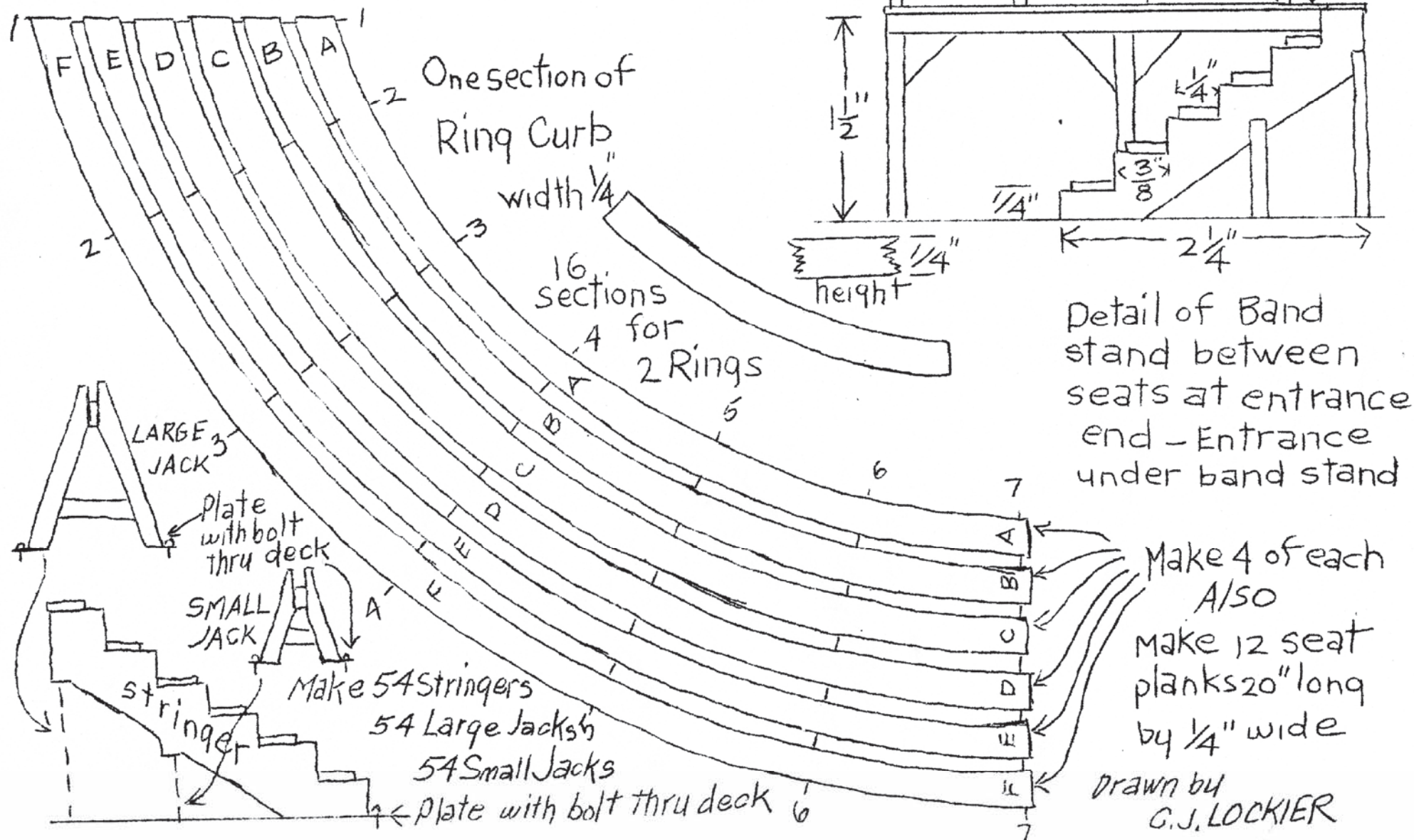
Pg 2 of 6

SCALE: 1/4" = 1'

SCANNED & REVISED:
01/28/2007

DRAWING NUMBER
#0135

All of the drawings on this plate are $\frac{1}{4}$ inch
or full size for model



Great American Water Circus

Pg 3 of 6

SCALE: $\frac{1}{4}$ " = 1'

SCANNED & REVISED:
01/28/2007

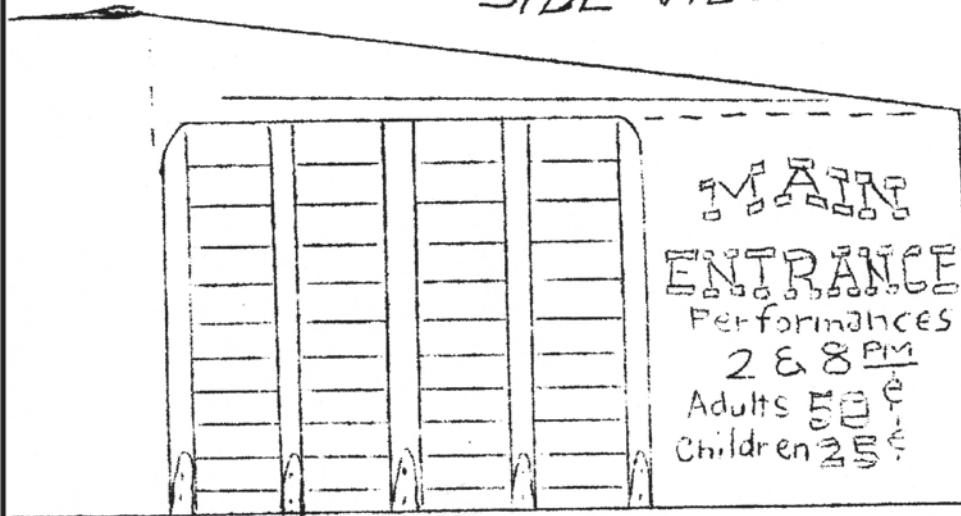
DRAWING NUMBER
#0135

Drawings showing forward shed layout and drop door detail

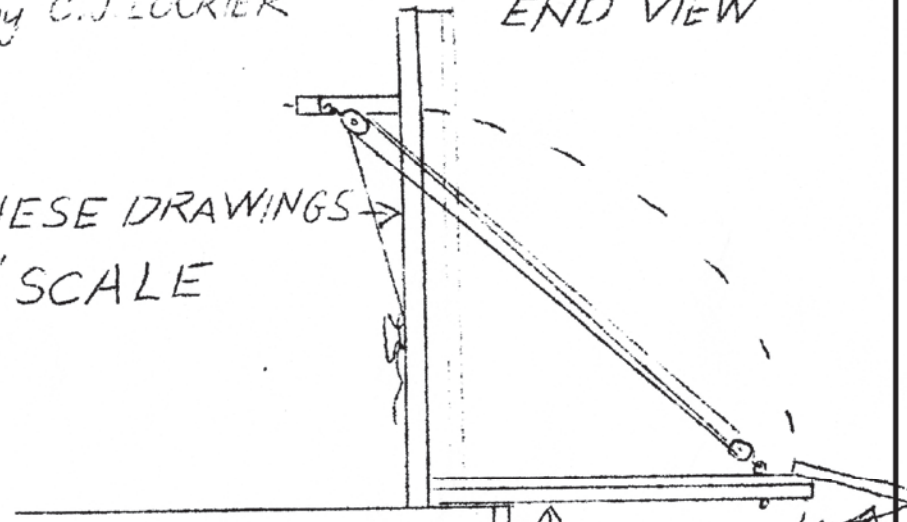
SIDE VIEW

Drawn by C.J. LOCKIER

END VIEW

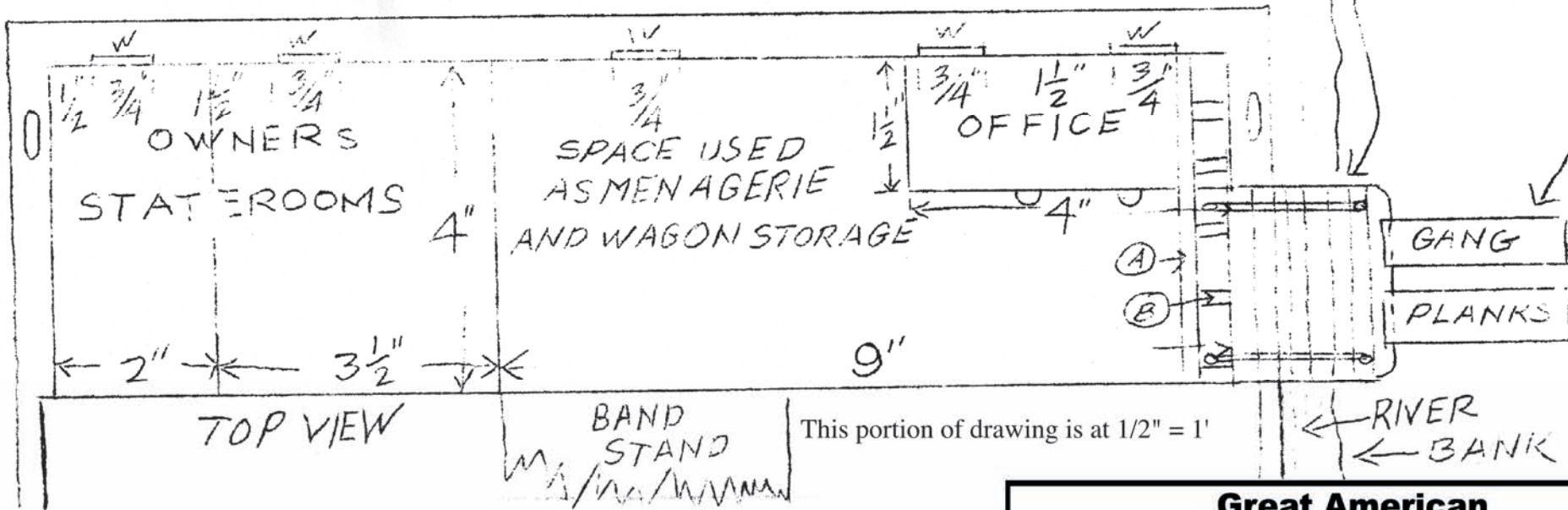


THESE DRAWINGS →
1/4" SCALE



DOOR UP SHOWING
HINGES FOR LOWERING (W) WINDOWS

DOOR DOWN



This portion of drawing is at $1/2" = 1'$

Great American Water Circus

Pg 5 of 6

SCALE: 1/4" = 1'

SCANNED & REVISED:
01/28/2007

DRAWING NUMBER
#0135

DRAWINGS OF SMALL CAGES AND BANDWAGON IN 1/4 INCH SCALE

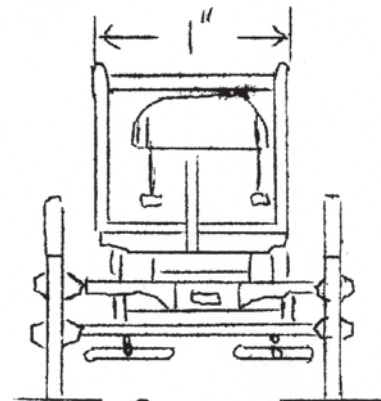
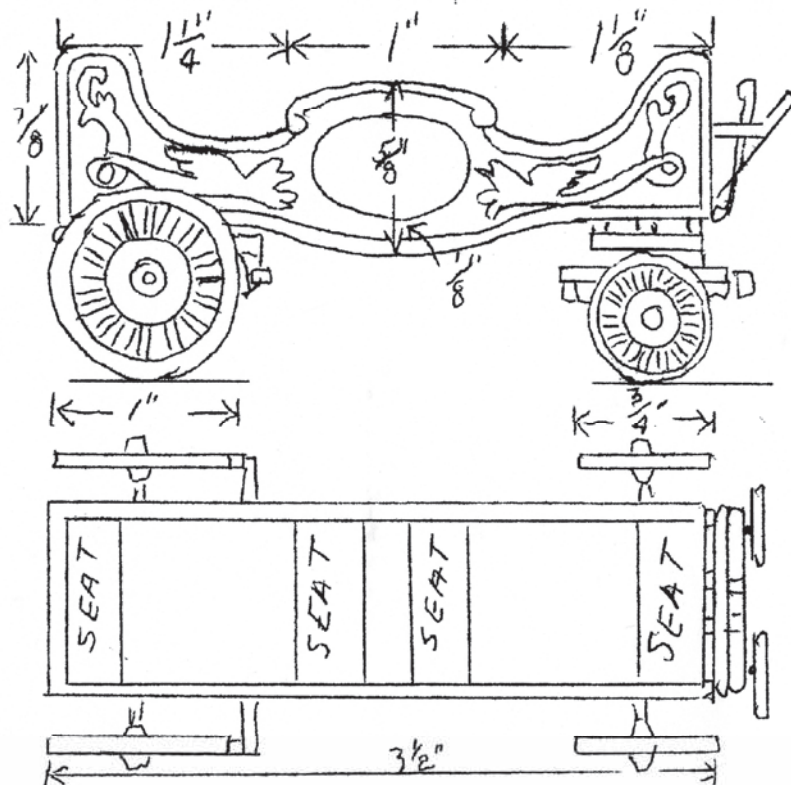
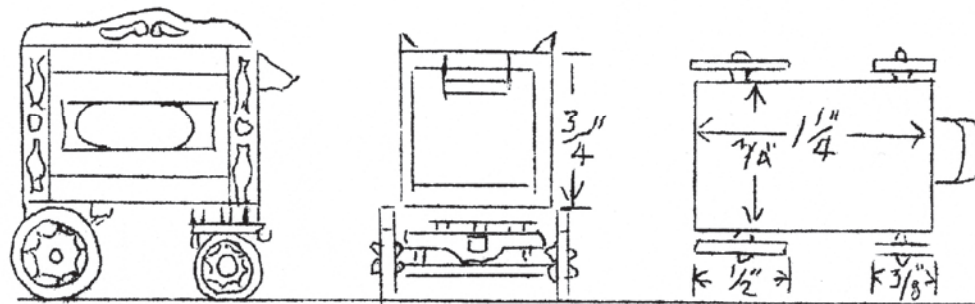
All Drawings are full size of 1/4" wagons.

Make 4 of These
cages all the same
size but different.

color - Red
Yellow - Blue

Green

All wheels and
undergears white.



Bandwagon Red with Gold
Scroll and borders

NOTE - WHEELS FOR ABOVE WAGONS CAN BE TAKEN
FROM ENGLISH MODELS KNOWN AS MATCHBOX SERIES.
GET THE HORSE DRAWN DOUBLE DECK OMNIBUS MODEL,
AVAILABLE AT HOBBY STORES.

DRAWN BY
CHARLIE LOCKER
1962

Great American Water Circus			
Pg 6 of 6	SCALE: 1/4" = 1'	SCANNED & REVISED: 01/28/2007	DRAWING NUMBER #0135