






Step 1 – Various profiles sawed.



Step 2 – Laminating and Positioning



Step 3 – Rough carving -- tail, ears and trunk added



Step 4 – Painting and finishing

It is hard to think of a circus without Elephants. Few circus acts have the drama and fantasy of the Grand Mount. Circus Miniaturists customarily avoid modeling famous acts, because they fear personal shortcomings in their own ability to carve, or reproduce anything they cannot find in a kit – the alternative is to brutalize – cut off and re-glue existing plastic or composition animals or people.

This technique can be used in any scale, and for lack of a better name I will call it **KITSCULPTING**, a process of laminating (gluing together different profiles), then sanding or whittling or filing to finish. All of these animals are done by this technique out of scrap woods, such as old crate slabs, or cedar, or pine wall panel material. All carvings are finished with acrylic paints mixed with a flat drying acrylic medium. I can do two elephants in an evening from laminating, carving and painting. But in my spare time I often laminate scrap wood so I have stock of varying thickness. For instant laminating I find Hot-melt glue invaluable.

Step 1 ... Draw sketch to size, and make template by tracing on card stock that can be cut with a sharp Exacto™ or stencil knife. (See page 2 for sample.)

Step 2 ... Laminate the entire animal forms. You can, if you want save pieces that are easily broken off, like ears, tails, trunks, etc. for later, after most of the animal is done and ready for detailing.

Step 3 ... Carve with a sharp pocket-knife, or using a Dremel™ or Foredom™ coarse sanding drum to rub off – or erase – unwanted wood.

Kitsculpting Elephants

DATE: None

SCALE: 1/2" = 1'

SCANNED & REVISED:
02/06/03

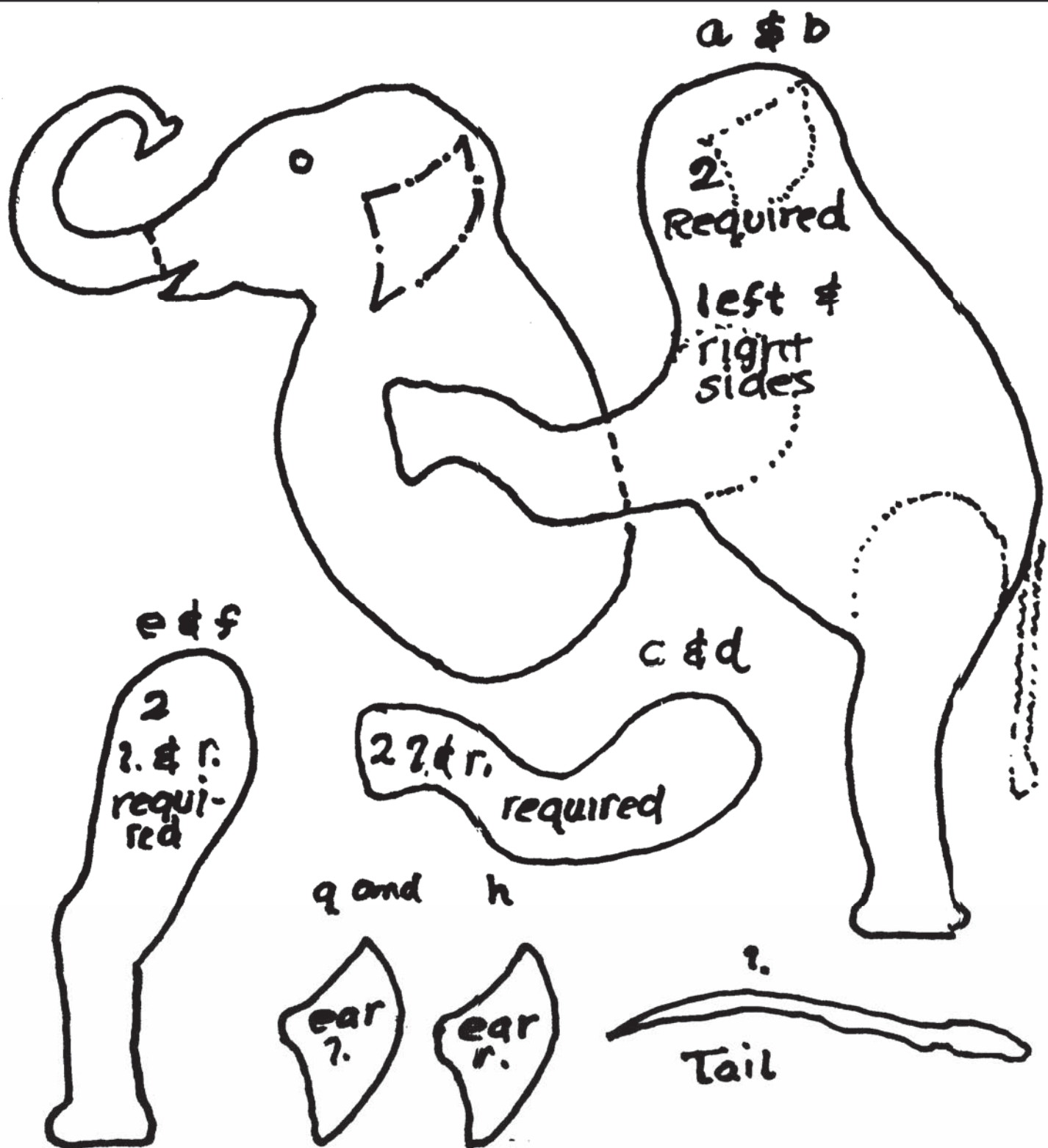
Pg 1 of 2

Circus Model Builders

Drawn By
Henry D. Magnin

DRAWING NUMBER

#0288



Step 4 ... Paint with flat acrylic paints, and add details a few minutes later when paints are dry.

General Hints – Whenever possible use colored photos or circus program pictures for authenticity of pose and action. Don't make all animals the same size. Modify your template for each animal.

Kitsculpting Elephants