


From the early 1930's on, the Ringlings' were building most of their new wagons with channel iron floor frames. However, the rest of their wagon construction during the 1930's, with respect to design, dimensions, and other construction details, were maintained in the same tradition of the older, all wooden wagons of the 1920's period! Concessions Dept. Wagon #46 was an all wood frame wagon, which suggests that it had a long and possibly varied history with the Ringling show that may have started sometime around 1920. In any case the plan shows how #46 appeared about 1940!

Some points of interest about this wagon are as follows. The photos show a difference in the size of boards used to enclose the left side of #46 - you will see this drawn in the plan and it is interesting in that if you study the available photos of the Ringling wagons of the period you will come to realize that they most often seemed to use 11 1/2" wide boards during the 1920's and early 1930's. High quality boards of this width were easily available in those days and were very desirable for wagon building purposes, because of the added strength they could give to the sides of the wagon. I account for the difference in board width on #46 to its having been reconstructed at some later time after its original construction. Also, the possum belly is probably not original, but was added to meet the needs of extra carry space. I did not have any data with which to draw the right side of this wagon, but we can assume that it was very much the same as the left side, the main differences would have been the probable absence of pole racks, and the addition of three iron steps to get up to the drivers seat and some hooks to carry the wagon poles and double trees! Also the drag show would be hung on this side of the wagon. The front wheels were 36" and the rear wheels 48" in diameter and had an 18 spoke pattern with iron Sarven patent hubs. The body and possum belly of wagon #46 was painted red with no decoration other than the wagon numbers, the standard "Danger Keep Off" stencils and a small stencil under the side numbers which said "Ringling Bros. - Barnum and Bailey Combined Shows." The wagon numbers were white and the stencils mentioned above appear to be yellow. The wheels and under frame were painted white and had the standard "Ringling" blue and red striping pattern applied. Like all Ringling wagons of the period, #46 would have had a license plate and two red reflectors on the back doors of the wagon.

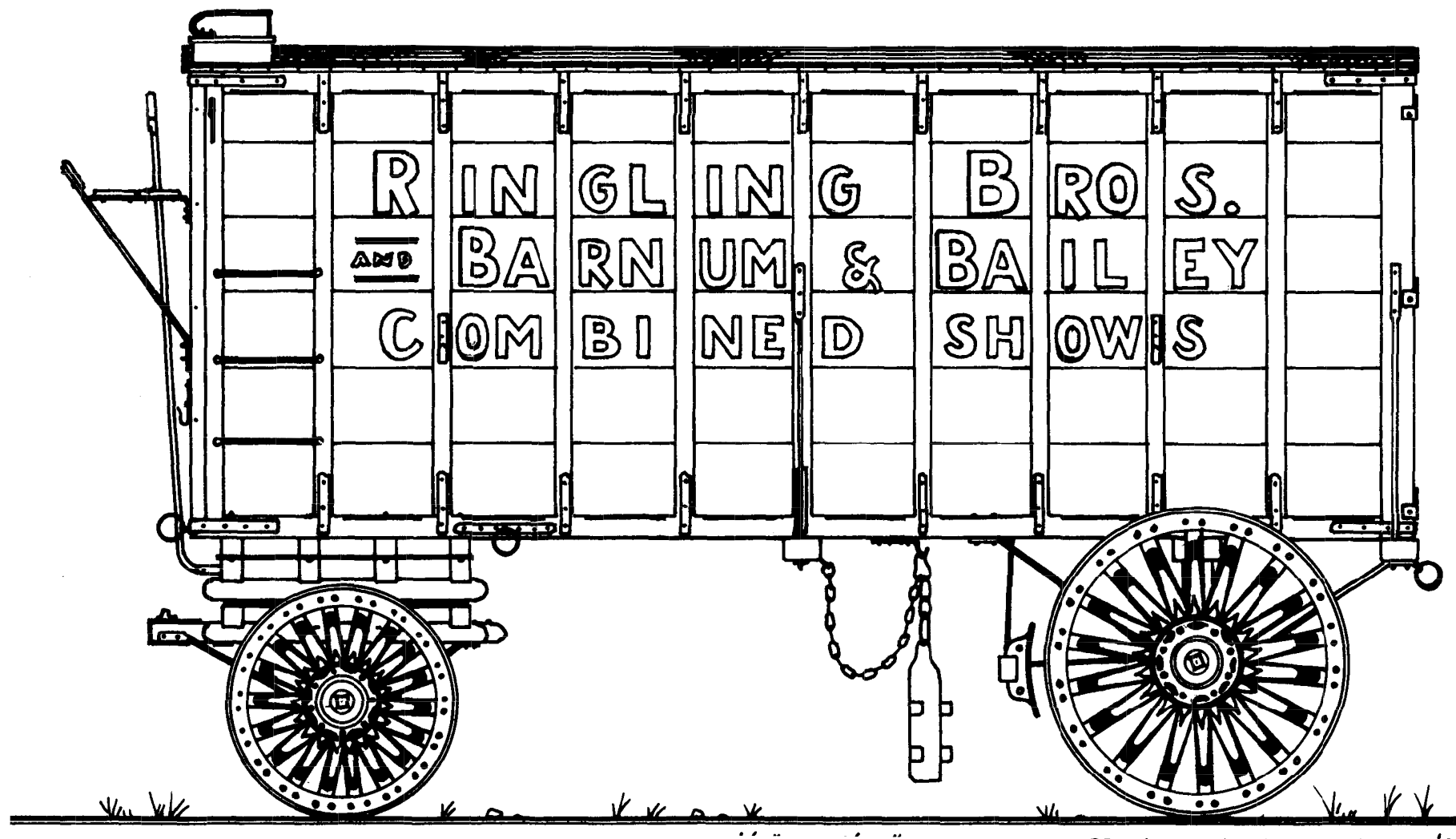


RBBB Wagon No. 46 of the Concessions Dept. taken at Sarasota about 1940. [Kreiger Collection]



Side view of RBBB Wagon No. 46 taken on a lot about 1940. [Kreiger Collection]

RBBB			
Concessions Dept. Wagon No. 42			
DATE: 1940	SCALE: 1/2" = 1'	SCANNED & REVISED: 01/23/03	Pg 1 of 4
Circus Model Builders			
Drawn By Mike Hartigan			DRAWING NUMBER #0361



LEGEND

- | | |
|-------------------------------|--------------------------------------|
| A. Rear Side pole rack. | F. Hand grip at top of ladder rings. |
| B. 8" (7 1/2") side boards. | G. 3 grab irons or ladder rungs. |
| C. Front side pole rack. | H. Red reflectors (one of two). |
| D. 12" (11 1/2") side boards. | I. Rear door latch pin attached to |
| E. Possum belly. | left side door by small chain |

RBBB

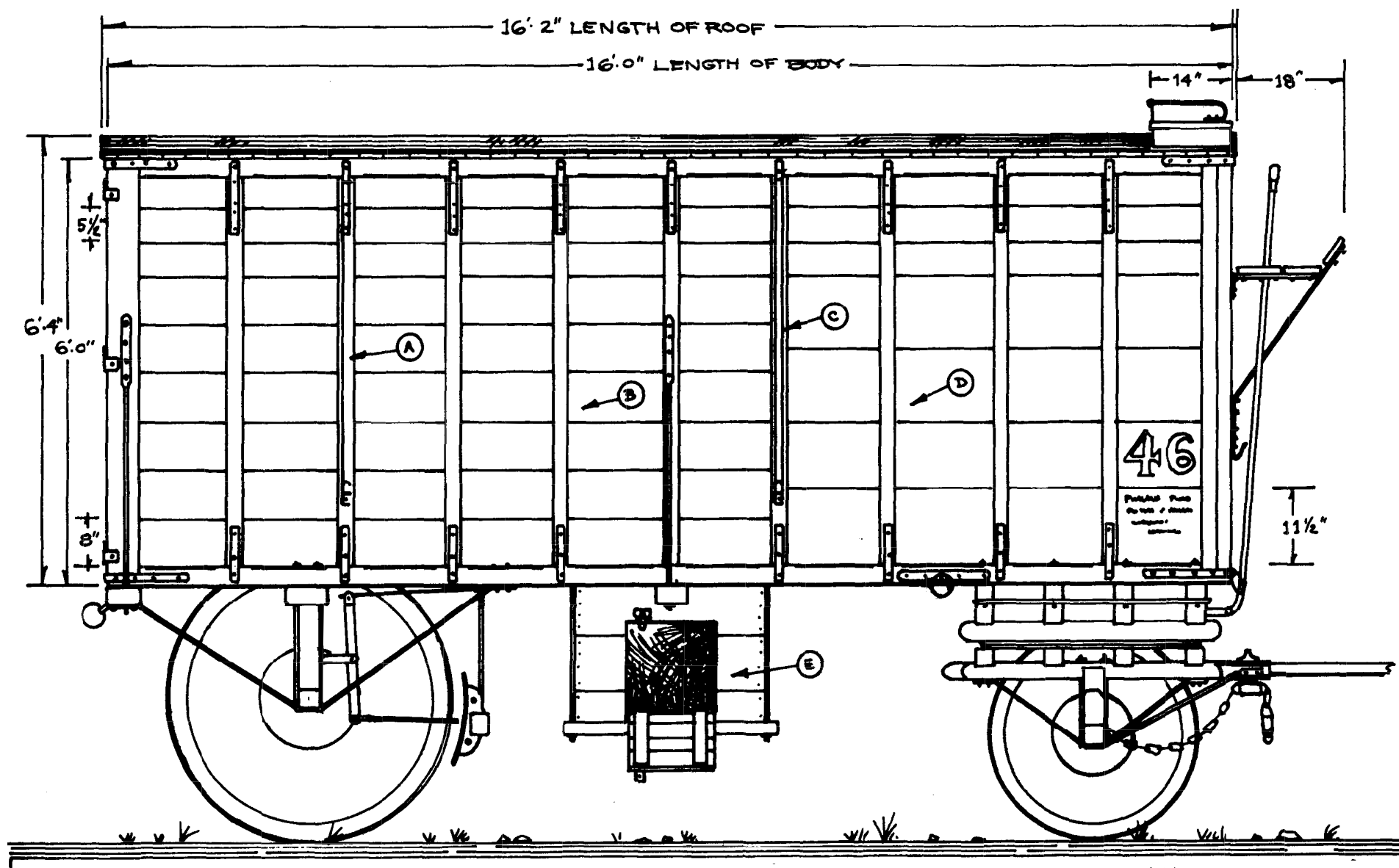
Concessions Dept. Wagon No. 42

Pg 2 of 4

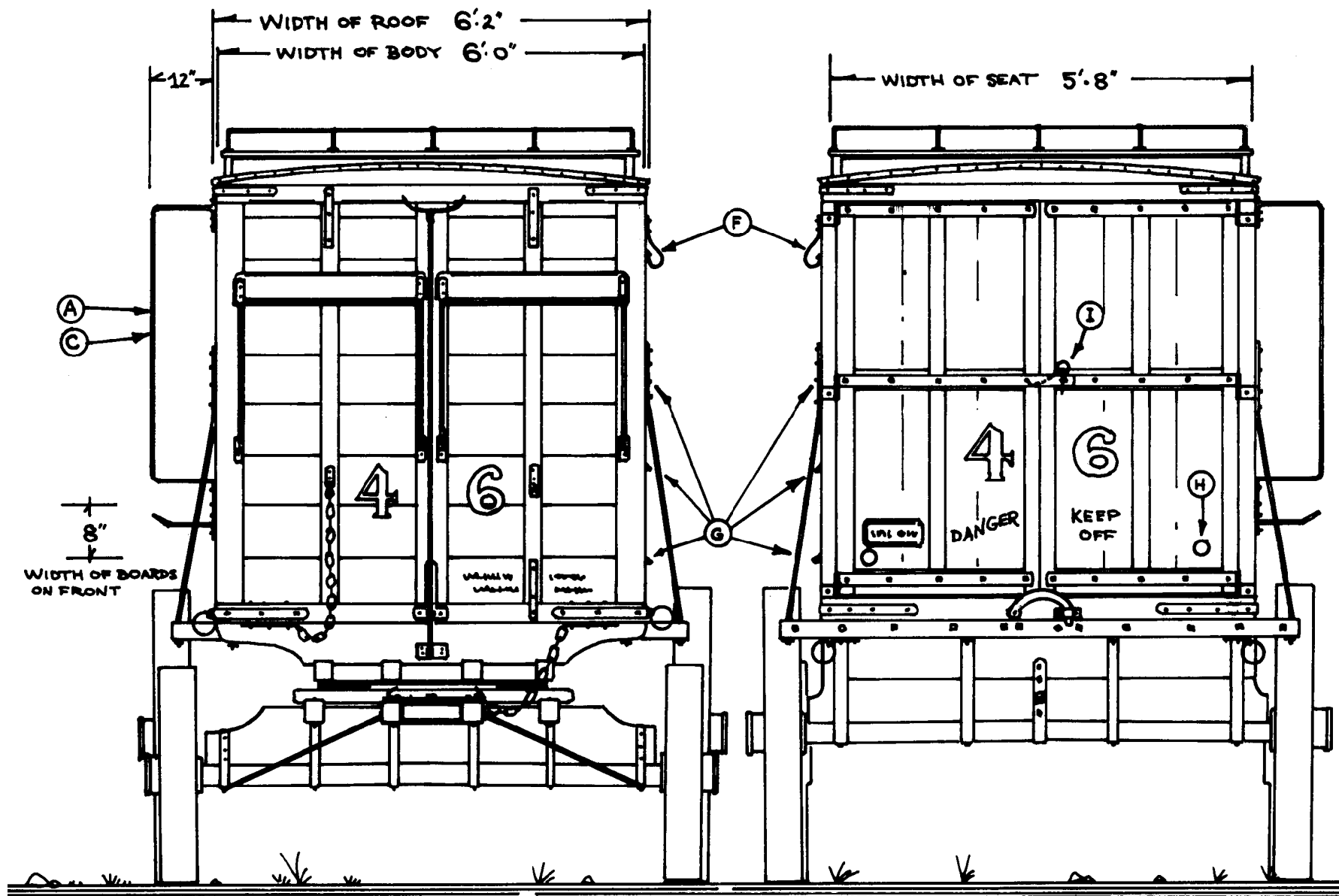
SCALE: 1/2" = 1'

SCANNED & REVISED:
01/23/03

DRAWING NUMBER
#0361



RBBB			
Concessions Dept. Wagon No. 42			
Pg 3 of 4	SCALE: 1/2" = 1'	SCANNED & REVISED: 01/23/03	DRAWING NUMBER #0361



RBBB

Concessions Dept. Wagon No. 42

Pg 4 of 4

SCALE: 1/2" = 1'

SCANNED & REVISED:
01/23/03

DRAWING NUMBER
#0361