

DATA COLLECTED ON
MILLS BROS CIRCUS 1952

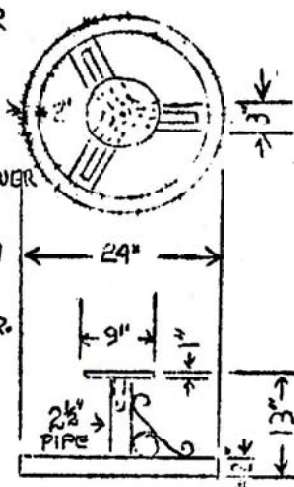
1" SCALE - 11 1/8" RADIUS

3/4" SCALE - 8 3/32" RADIUS

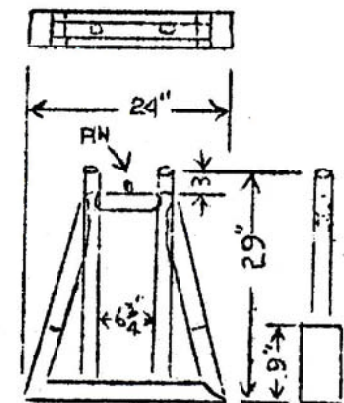
1/4" SCALE

3/8" SCALE

PEDESTALS - IN LAYING OUT FOR OTHER
SCALES SAME ANGLE CAN BE USED
BUT RADIUS MUST BE CHANGED TO
SUIT YOUR SCALE. THE ORIGINALS
WERE MADE WITH TOP AND LOWER
RING OF 2X2 ANGLE & PIECES
RIVETED TO IT. YOU COULD MAKE LOWER
PIECE OF CARDBOARD CUTTING OUT
THE OPENINGS AND JOINING END
AND SHAPING ROUND. TOP & BATON
ARE WOOD AND CEMENT TO TABS.
THIS COULD BE MADE OF STRIPS
OF BRASS AND SOLDERED TOGETHER.



SPINDLE WAS MADE OF
RING OF 2X2 ANGLE 2 PIECES
RIVETED TO IT. TOP PLATE WAS
LOOSE. RING & SCROLL BRACES (3 OF EACH)
WERE 1" FLAT IRON - YOU COULD USE WIRE.



5 9/16" RADIUS
FOR 1/4" SCALE

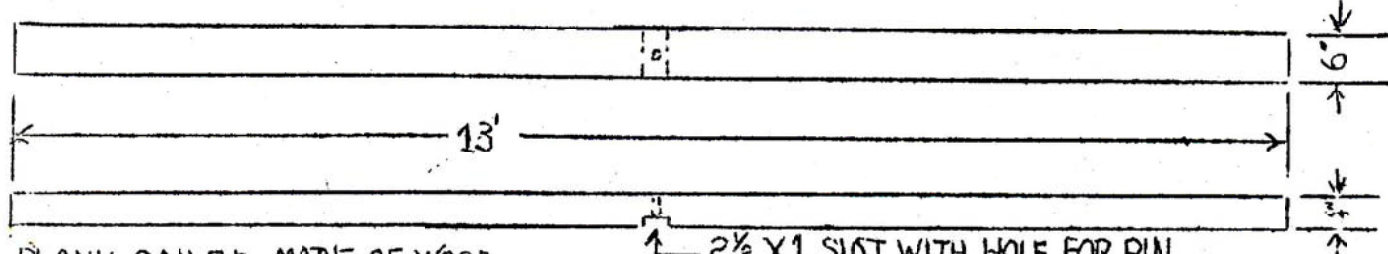
LAP OVER
OTHER END

TABS FOR HOLDING TOP
(BEND OVER)

4" CHANNEL
THE REST IS 2" PIPE

* CENTER JACK FOR PLANK

WALKING PLANK - (THIS RESTS ON 2 PEDESTALS AND JACK.)



PLANK CAN BE MADE OF WOOD.

THE CENTER JACK CAN BE MADE OF BRASS
TUBING AND SHEET BRASS BENT FOR CHANNEL.
THIS WOULD BE BEST SOLDERED BUT COULD BE
CEMENTED TOGETHER.

Bull Props

DATE: 1952	SCALE: 1/2" = 1'	SCANNED & REVISED: 12/18/03	Pg 1 of 1
------------	------------------	--------------------------------	-----------

Circus Model Builders

Drawn By John. W. Lower	DRAWING NUMBER #0095
----------------------------	-------------------------